

Instructions for accessing DOD Cyber Awareness Challenge 2020 training on Navy eLearning (NeL)

1. Copy and paste this link into your browser: <https://learning.nel.navy.mil/ELIAASv2p/>
2. From the main NeL page, click on the "Course Catalog" tab.

The screenshot shows the main interface of the NETC Learning Management System. At the top, there is a navigation bar with the NETC logo and the text "NETC Learning Management System". Below this, there are two tabs: "My Learning" and "Course Catalog". The "Course Catalog" tab is circled in red, and a red arrow points to it from the right. Below the navigation bar, there are several sections: "My Training" (with a "My Profile" link), "Announcements" (showing "No new announcements."), "Links" (with sub-sections for "Job Performance Aids", "Content Sponsor Information", "NeL Help", and "Surveys"), and "My Training" (with a "My Profile" link).

3. Type "Cyber Awareness Challenge" in the "Title" window and hit "Enter."

The screenshot shows the search results page for the Course Catalog. The "Course Catalog" tab is selected. Below the navigation bar, there are sections for "Courses" and "Curricula". The "Courses" section is active, and it displays a list of learning categories. Below the list, there are "Apply Filters" and "Clear Filters" buttons. The "Number of Records: 1" is displayed. The "Results per page:" is set to 10. The search results table is shown below, with one result for "DOD Cyber Awareness Challenge 2020". A red box highlights the "Title" field containing "Cyber Awareness Challenge", and a red arrow points to it from the left.

Prefix	Number	Title	Course Status
DON	DOD-IAA-V17.0	DOD Cyber Awareness Challenge 2020	Enroll

4. Click on the "Enroll" button next to "DOD Cyber Awareness Challenge 2020."

The screenshot shows the 'Course Catalog' page. At the top, there are tabs for 'My Learning' and 'Course Catalog'. Below the tabs, there is a 'My Profile' icon and a 'Show/Hide Gadgets' link. The main content area is titled 'Browse Course Catalog' and includes a 'Learning Category' dropdown menu. Below the menu, there are several filter buttons: 'Apply Filters' and 'Clear Filters'. A table displays the search results, with one record for 'DOD Cyber Awareness Challenge 2020'. The 'Enroll' button for this record is circled in red. A red arrow points from the text above to this button.

Prefix	Number	Title	Course Status
DON	DOD-IAA-V17.0	DOD Cyber Awareness Challenge 2020	Enroll

5. Click on the "Continue" button to enroll in the course.

The screenshot shows a 'Course Enrollment' dialog box for 'DONDOD-IAA-V17.0'. The dialog asks, 'Would you like to enroll in DONDOD-IAA-V17.0 - DOD Cyber Awareness Challenge 2020?'. There are two buttons: 'Continue' and 'Cancel'. The 'Continue' button is circled in red, and a red arrow points from the text above to it.

6. Click on the "My Learning" tab.

The screenshot shows the 'Course Catalog' page with the 'My Learning' tab circled in red. A red arrow points from the text above to this tab. The rest of the page content is identical to the previous screenshot, showing the course list and the 'Enroll' button for 'DOD Cyber Awareness Challenge 2020'.

7. Find the “My Training” window, usually in the lower right of the page, and click on the “Launch” button to begin the course.

My Training

Shown below are all learning/training activities in which you are currently enrolled, waitlisted, or awaiting approval of enrollment request. Click on the button to launch the Course. You may also click the Title for Course Information. Please maximize this gadget for more options related to learning/training activities.

[Open My Training History](#)

Show Individual Courses Show Curricula

Enrolled Waitlisted Requested All

Course	Title	Classroom Start Date	Due Date
DON DOD-IAA-V17.0	DOD Cyber Awareness Challenge 2020	12/12/2019	

Launch Withdraw

8. Upon completion of the course, return to NeL and check the status from the “My Training” window. The course should no longer be listed. If it is still listed, click on the “Refresh” icon to update this area. The course should disappear, signifying its completion.

My Learning Course Catalog

My Profile

My Training

Shown below are all learning/training activities in which you are currently enrolled, waitlisted, or awaiting approval of enrollment request. Click on the button to launch the Course. You may also click the Title for Course Information. Please maximize this gadget for more options related to learning/training activities.

[Open My Training History](#)

Show Individual Courses Show Curricula

Enrolled Waitlisted Requested All

There is no data to be displayed.

9. To obtain your certificate, click on the “Open My Training History” link in the “My Training” window.

10. A list of completed courses will appear. Click on the view certificate icon in the "Certificate" column to view your certificate for a training course.

My Learning Course Catalog WS_My Training History



My Profile Show/Hide Gadgets

Shown below are all learning/training activities in which you have been enrolled in the past. If available, you may click on the Course ID to view the Course in browse-only mode. You may also click on the Title for Course Information. Courses that are launched from this workspace will be a preview of the course previously taken and credit will not be given. If re-certification or credit is desired, please re-enroll in the latest version of the course through the Course Catalog.

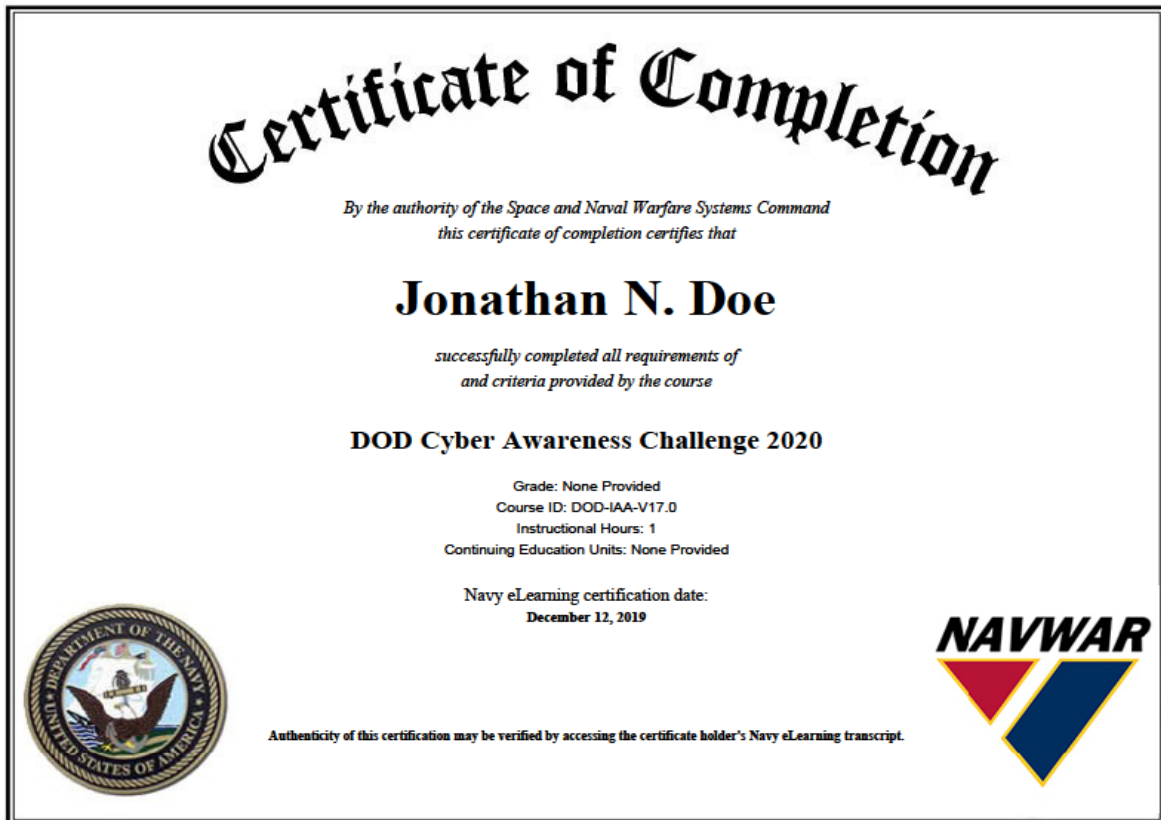
Show Individual Courses Show Curricula Transcript

Passed All

Apply Filters Clear Filters Results Per Page: 10

Course ID	Title	Primary Instructor	Mode	Passed Date	Certificate	Gradebook
DOD DOD-IAA-V17.0	DOD Cyber Awareness Challenge 2020		Web Enabled	12/12/2019		

11. Save a copy of your certificate if needed.



**For issues with accessing NEL, please contact the NETC Enterprise Customer Support Center (Help Desk)

Hours: Monday-Friday from 0600-2100 (CST)

* Commercial: 1-800-537-4617 Opt 8